



Iridology Tutorial 1

KODIAK HERBAL HEALTH & EDUCATION

Kalyn Byrne CI.H. 2014

What is Iridology?

“Iridology is an analysis technique, interpreting the signs and markings observed in the iris. It should always be used in combination with other holistic evaluation techniques to gather all information possible in order to reveal the true story of the client.”

- Carol Magna ND in her work book *Iridology – A Focus Study*

Who is an Iridologist?

An Iridologist is a practitioner of Iridology.

- ▶ Professional or Lay person
- ▶ Often uses other modalities (highly recommended) such as Herbology, TCM, energy work, manual therapies, Nutritional counselling
- ▶ Iridology is not recognized by a governing body in Alberta at this time

Iridology

can:

&

Cannot:

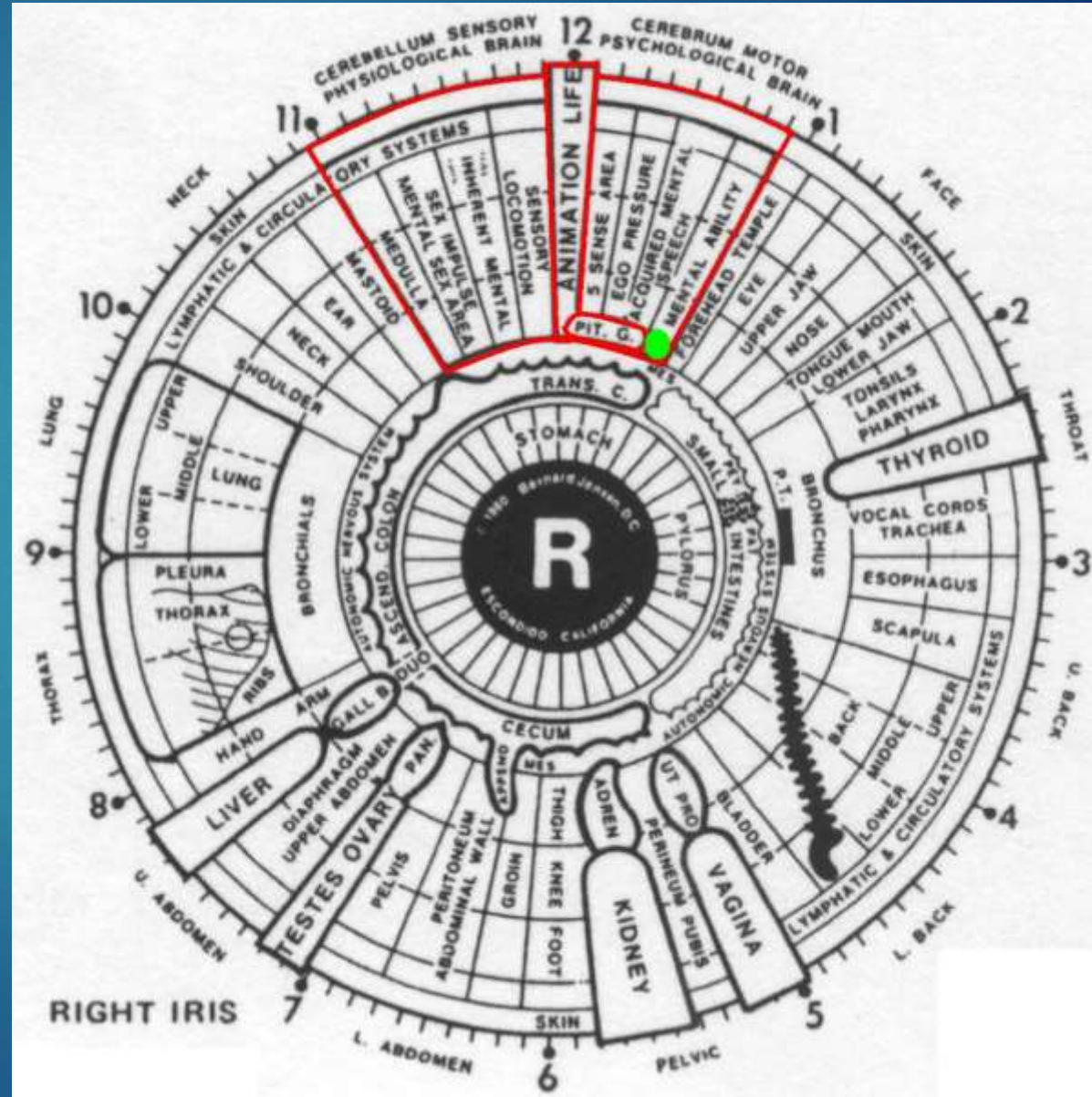
- ▶ • tell a person's inherent strengths and weaknesses
 - ▶ • identify the body's constitution
 - ▶ • show acid level tendencies
 - ▶ • show areas of potential congestion/toxic accumulation
 - ▶ • spot potential chemical and nutritional needs
 - ▶ • detect client's response to treatment (clarity)
- ▶ • diagnose diseases
 - ▶ • see health level of organs
 - ▶ • see drug accumulation
 - ▶ • show stage of inflammation
 - ▶ • determine pregnancy
 - ▶ • detect gall stones or kidney stones
 - ▶ • determine gender
 - ▶ • see events in real time
 - ▶ • verify presence of parasites

Source: Carol Magna ND, *Iridology – A Focus Study*

Mapping the Iris

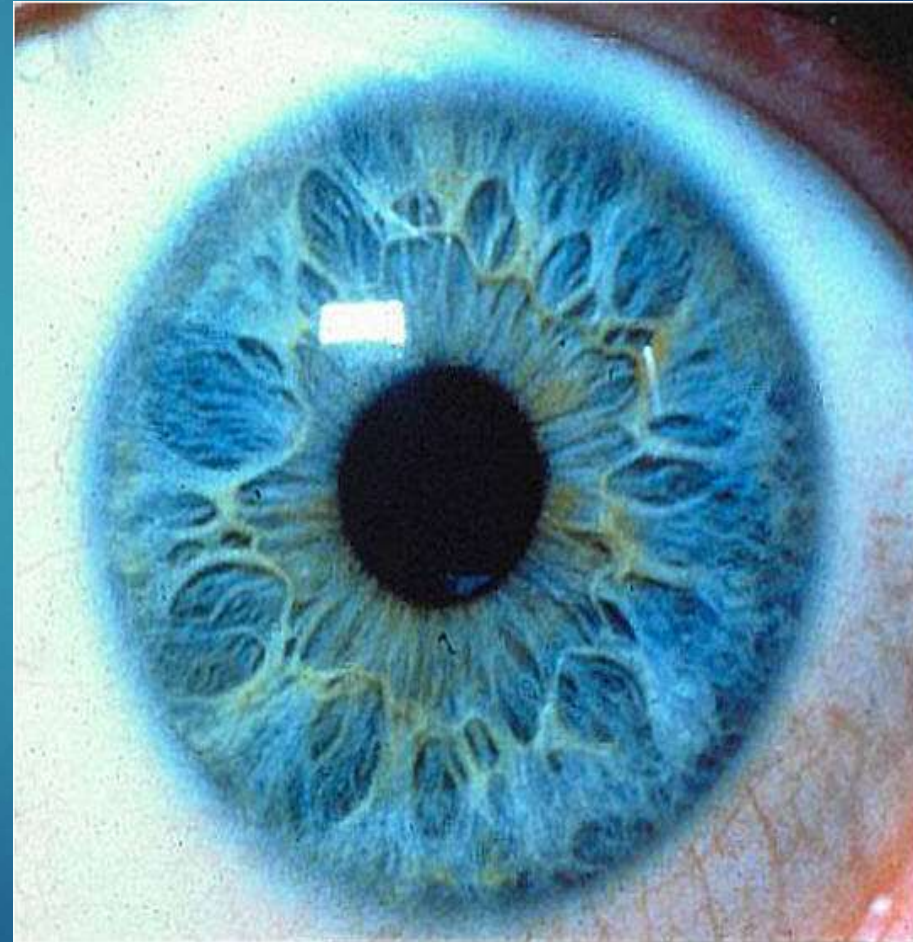
Head/Brain & Mental

- Right Ear
- Mastoid
- Mental area
- Animation Life
- Pituitary Gland
- Pineal Gland (green)



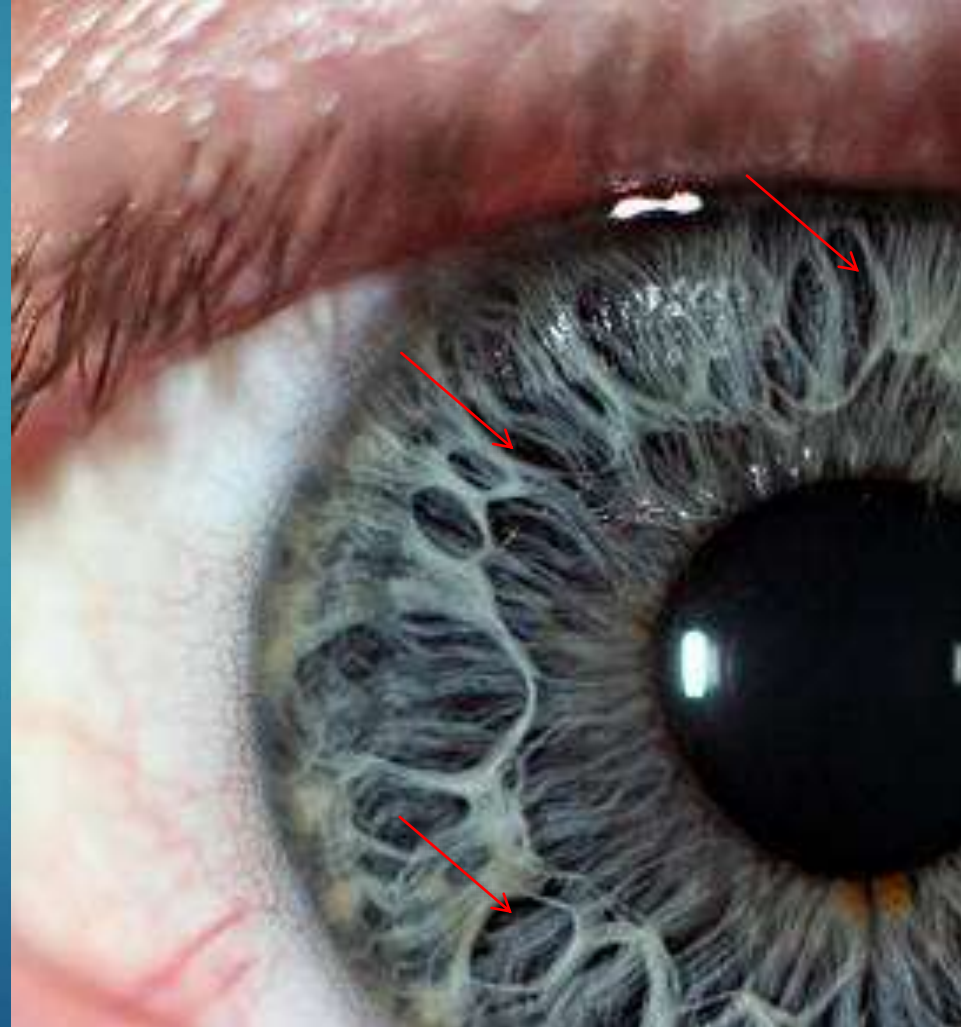
Lesions

- ▶ Openings in the iris fibers
- ▶ Jensen didn't differentiate between lesion shapes
- ▶ German Iridology is concerned with shape



Degenerative Lesions

- ▶ Almost no vital energy left in the tissue
- ▶ May be missing body tissue or be replaced with scar tissue
- ▶ Dark grey, black hole in iris
- ▶ Goes all the way through the iris fibers
- ▶ Fairly Rare lesion





Genotypes

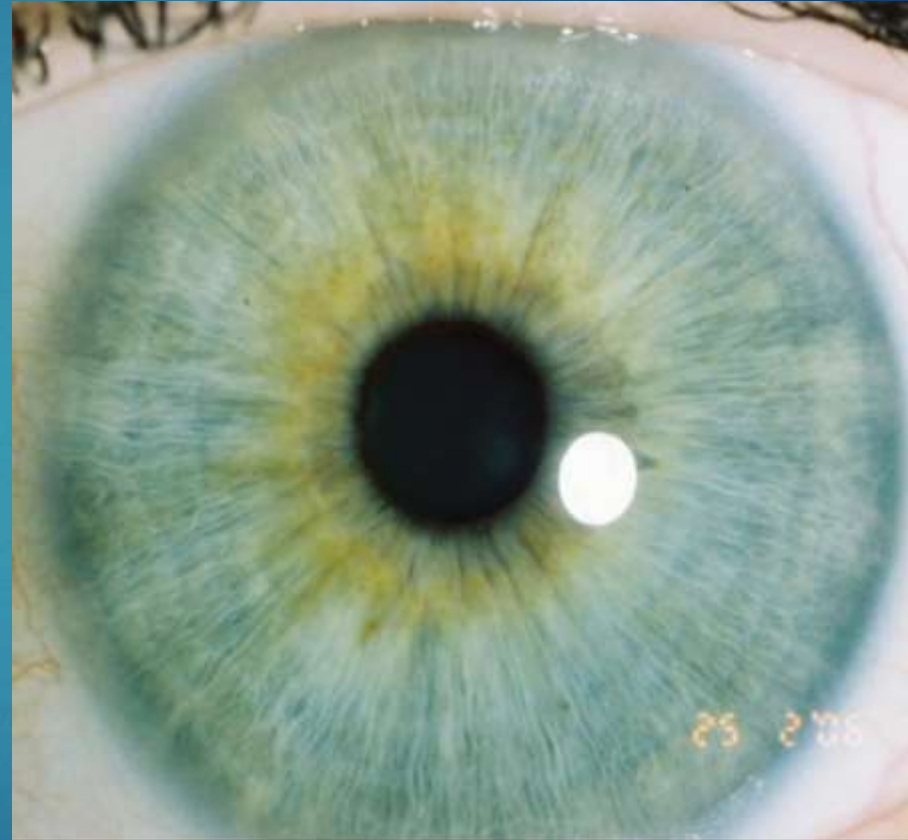
Neurogenic Lymphatic

- ▶ Tight, straight fibers, sometimes with a 'kinky' appearance.
- ▶ Great constitution with underlying excess nervous energy.
- ▶ Sensitive and productive, always seeking to do more, they can wear themselves out after years of chronic stress.



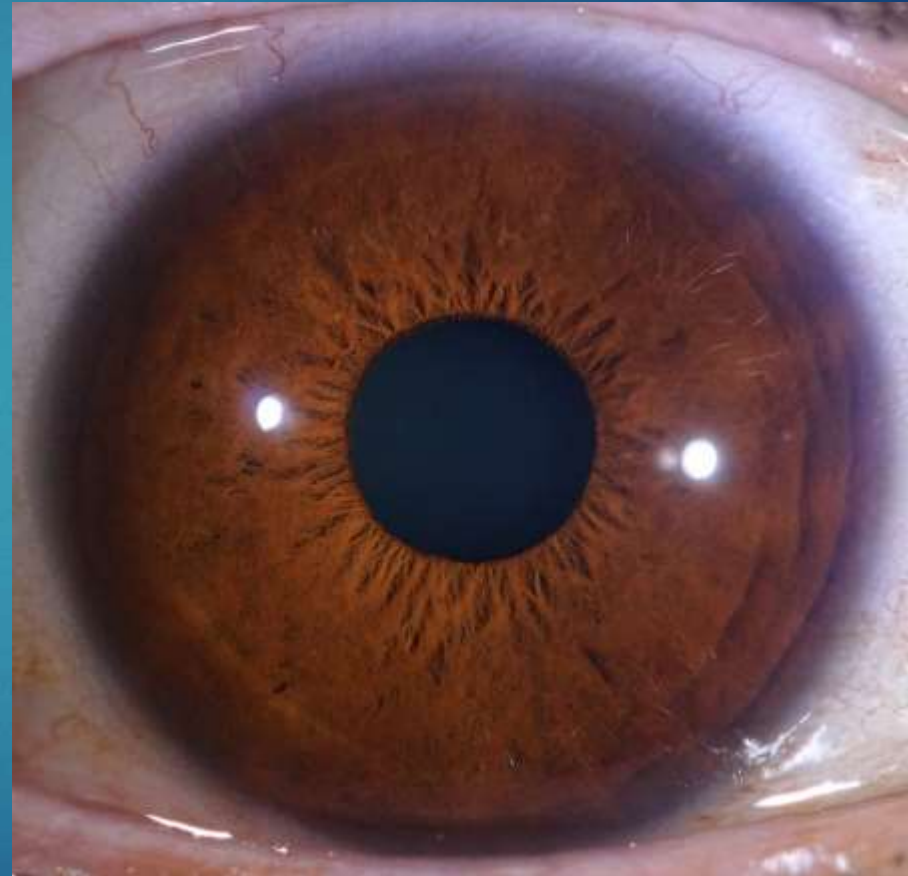
Neurogenic Lymphatic

- ▶ Over-active NS – check adrenals, nerve rings & ANW.
- ▶ Blood sugar problems may be indicated.
- ▶ Tend towards headaches, ulcers, skin eruptions, MS, and auto-immune diseases – all the symptoms of inward-turned nervous excess.



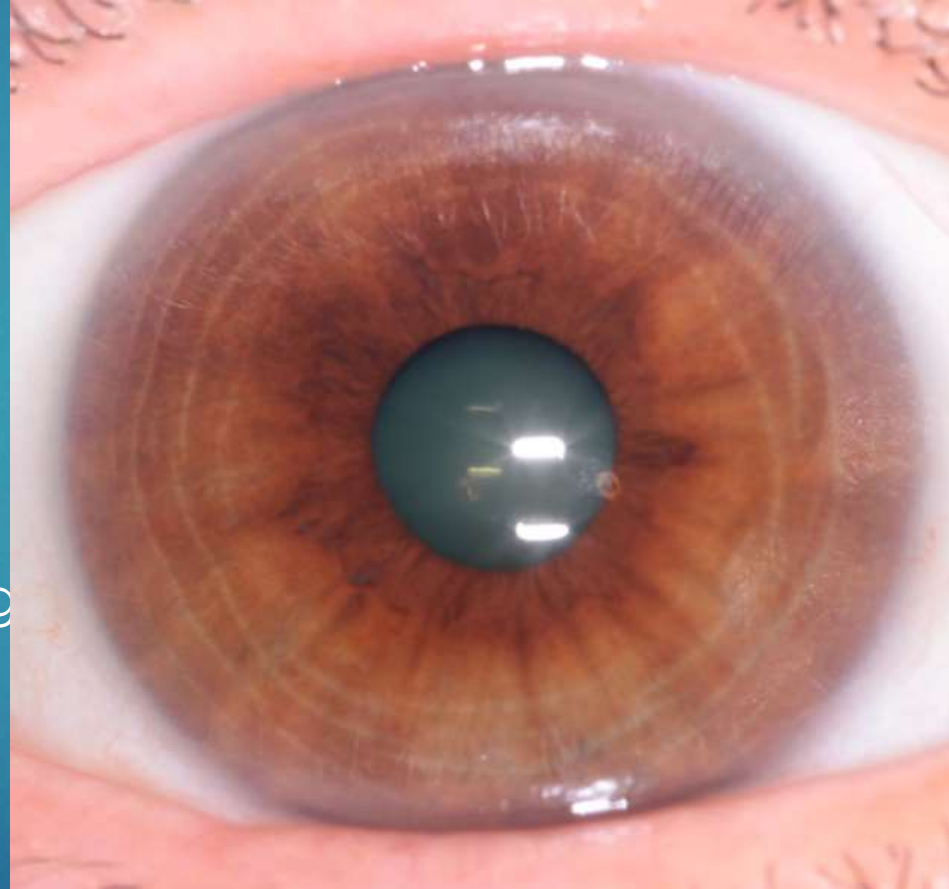
Hematogenic

- ▶ Pure brown iris, light or dark
- ▶ Common in non-European people
- ▶ Usually has a 'velvet' smooth appearance due to pigment filling in the fibers
- ▶ Fibers and toxins difficult to identify
- ▶ Focus on digestive area, rings & radii solaris



Hematogenic

- ▶ Hema = blood
- ▶ Blood disorders: circulatory disorders, varicosities
- ▶ Anemia & poor iron metabolism
- ▶ Liver malfunction can lead to skin conditions
- ▶ Spleen (blood cell cleansing & generation)





Practice Eyes

Male, 50's



R

L

Female, 50's

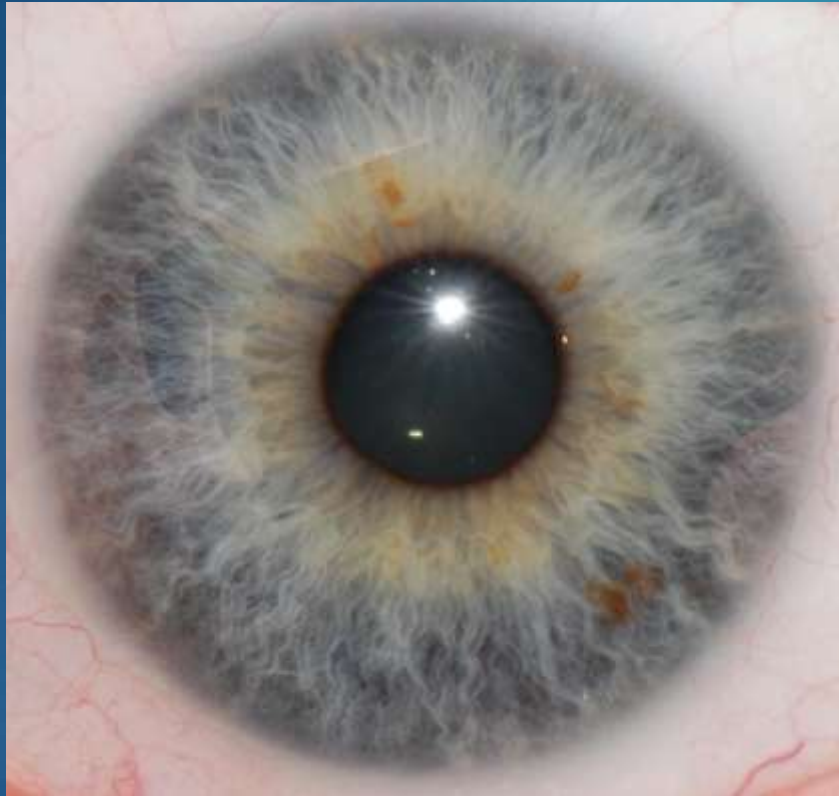


R



L

Female, 20's



R



L



**Over 350 slides with key points,
differential details and various Iris
images to study from included in
the Fast-Track Tutorial**

KODIAKHERBAL.COM/WHAT-IS-IRIDOLOGY